



POPULATION HEALTH AND HARM REDUCTION STRATEGIES IN SAN DIEGO COUNTY

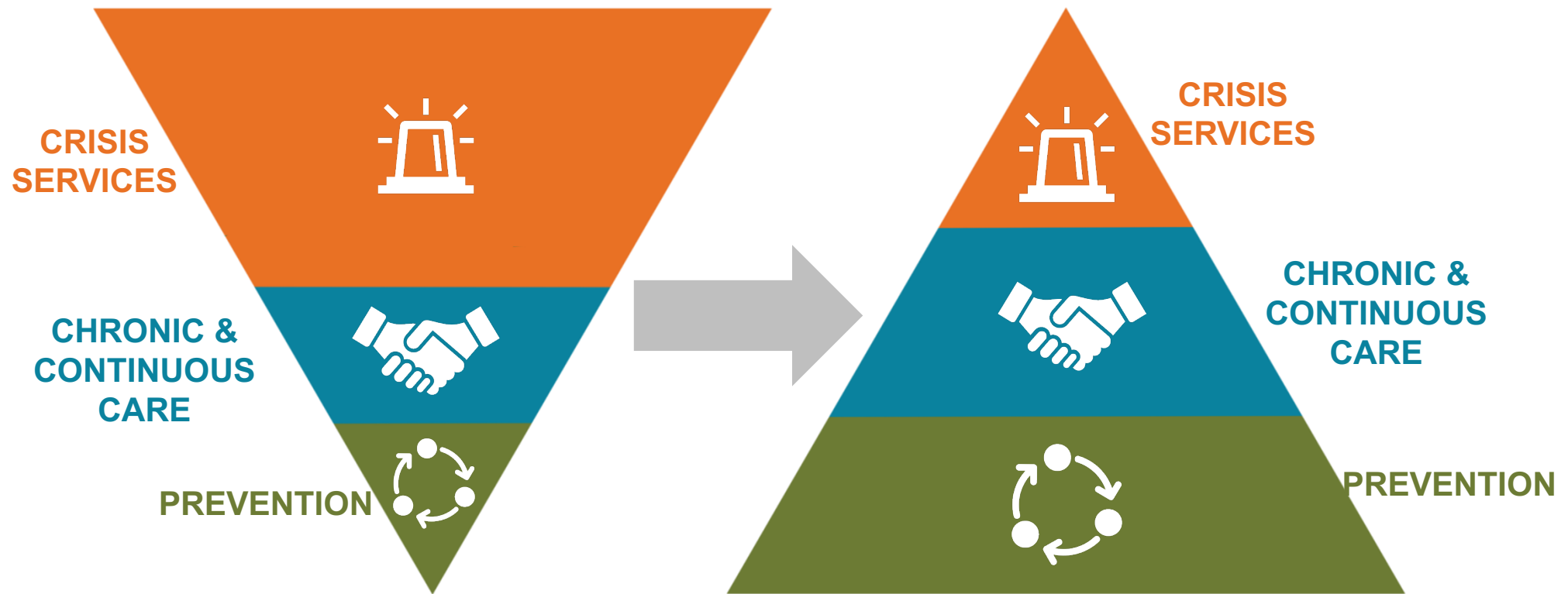
Nicole Esposito, MD, Chief Population Health Officer, Behavioral Health Services

For: CBHDA/CBHA/CIBHS Policy Conference

October 27, 2022



COUNTY OF SAN DIEGO BHS STRATEGY



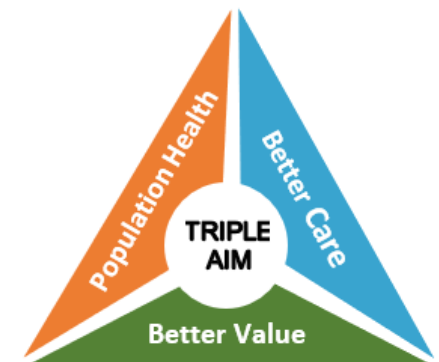
NEW POPULATION HEALTH UNIT IMPLEMENTATION



LIVE WELL
SAN DIEGO

GOALS

- Streamline behavioral health data sources to provide a comprehensive view of the community's behavioral health needs, strengths, outcomes, and disparities
- Develop and implement innovative programs and policies based on identified trends and needs
- Monitor and evaluate the impact of interventions
- Provide critical information back to the community
- Improve behavioral health outcomes across the continuum
- Increase health equity



WHAT IS POPULATION HEALTH?



LIVE WELL
SAN DIEGO

*“The health outcomes of a group of individuals, including the **distribution** of such outcomes within the group”*

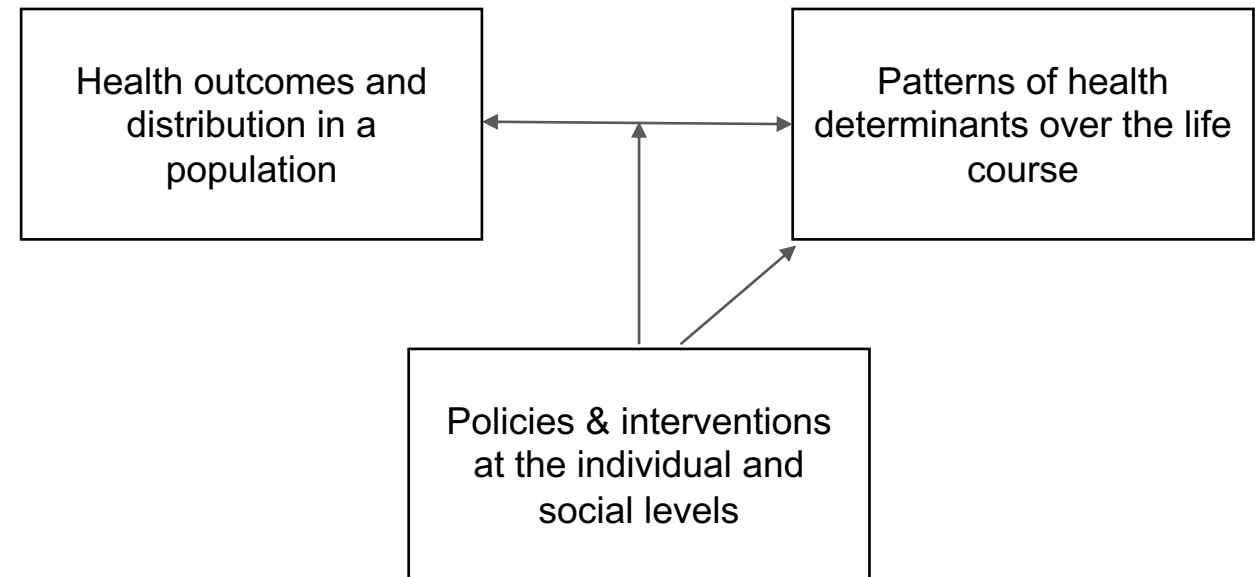
Kindig, DA, Stoddart G. (2003). [What is population health?](#)
American Journal of Public Health, 93, 366-369

TRAINING STAFF ON POPULATION HEALTH



LIVE WELL
SAN DIEGO

- The field of population health includes health outcomes, patterns of health determinants, and policies and interventions that link these two
- Guide policy making regarding **resource allocation** across determinants and sectors



Kindig, DA, Stoddart G. (2003). [What is population health?](#) *American Journal of Public Health*, 93, 366-369

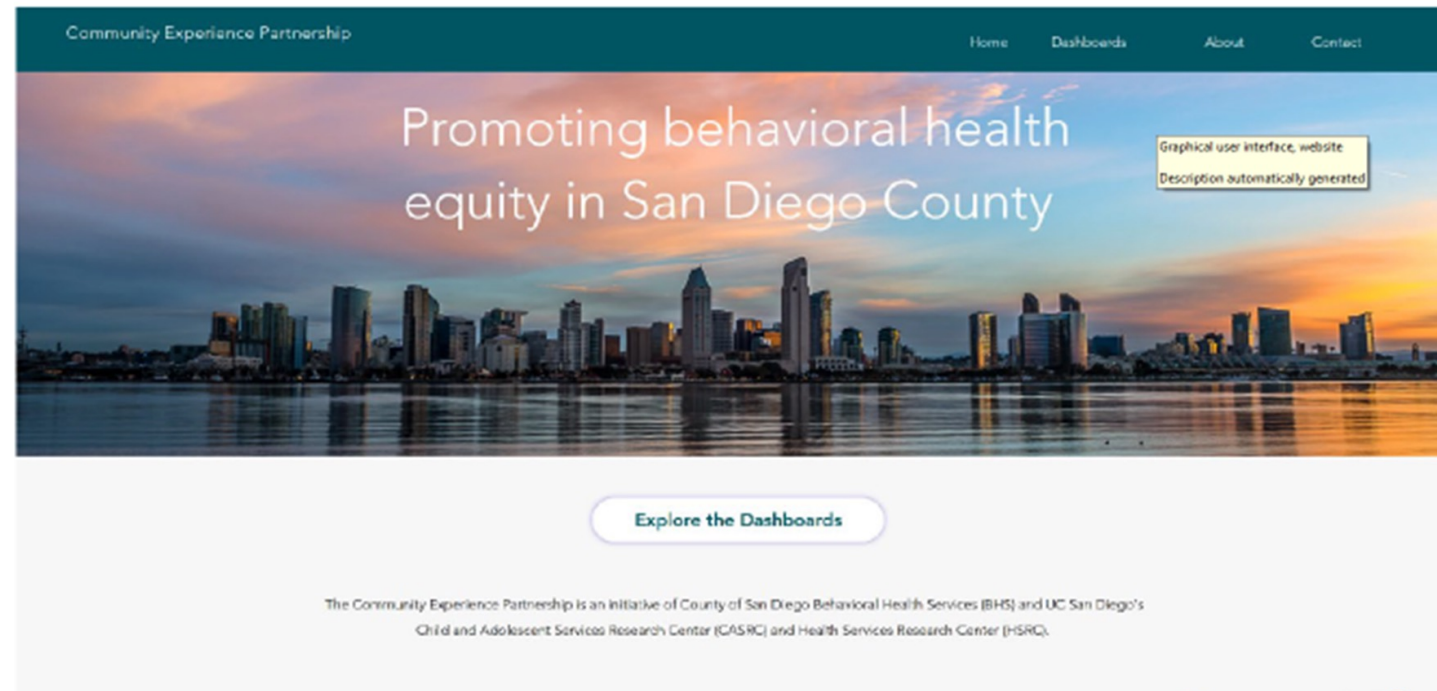
COMMUNITY EXPERIENCE PARTNERSHIP (CEP)



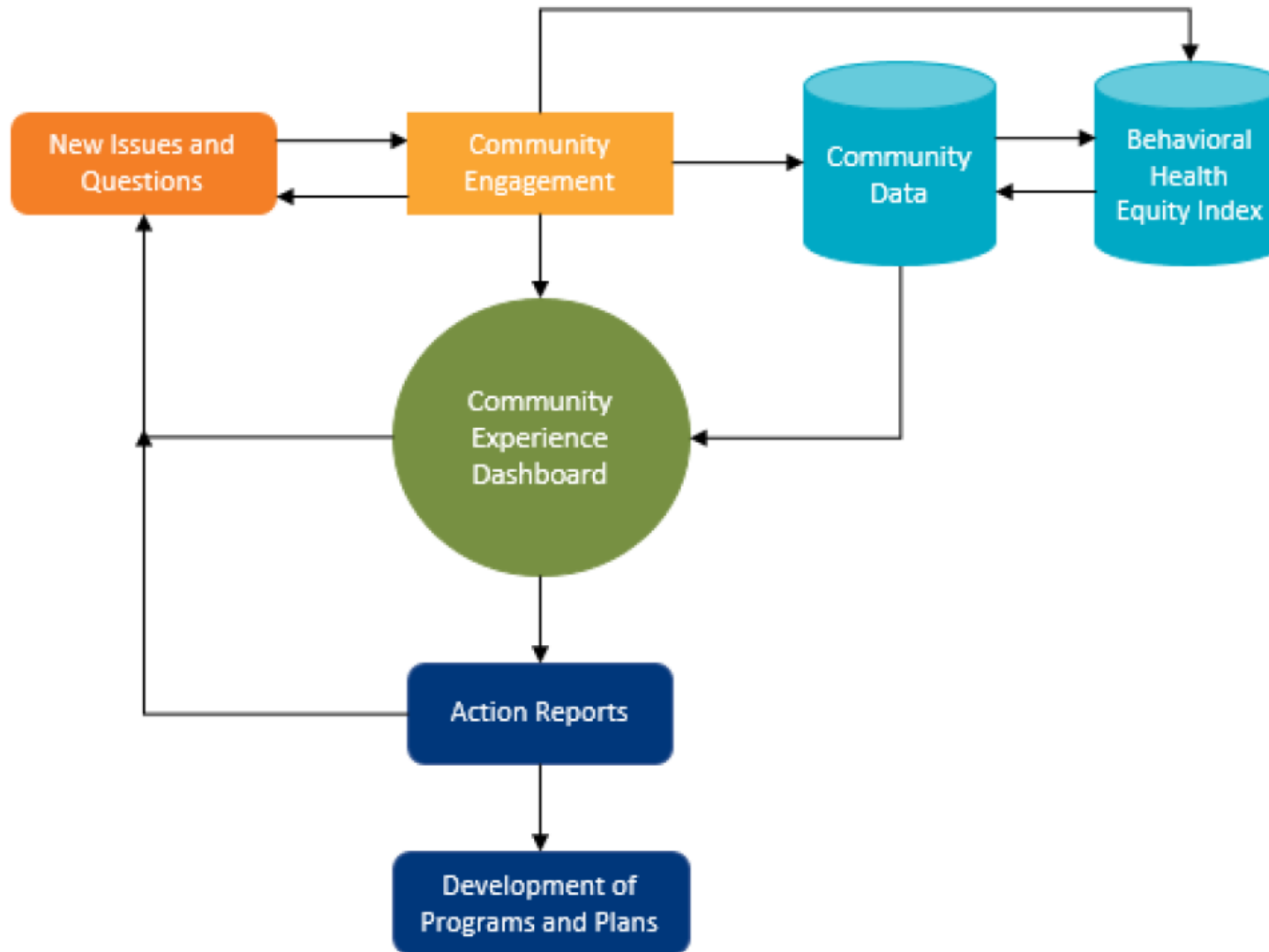
LIVE WELL
SAN DIEGO

CEP PRIMARY COMPONENTS

1. The Community Experience Dashboard
2. The Behavioral Health Equity Index
3. The Community Profiles and Action Reports



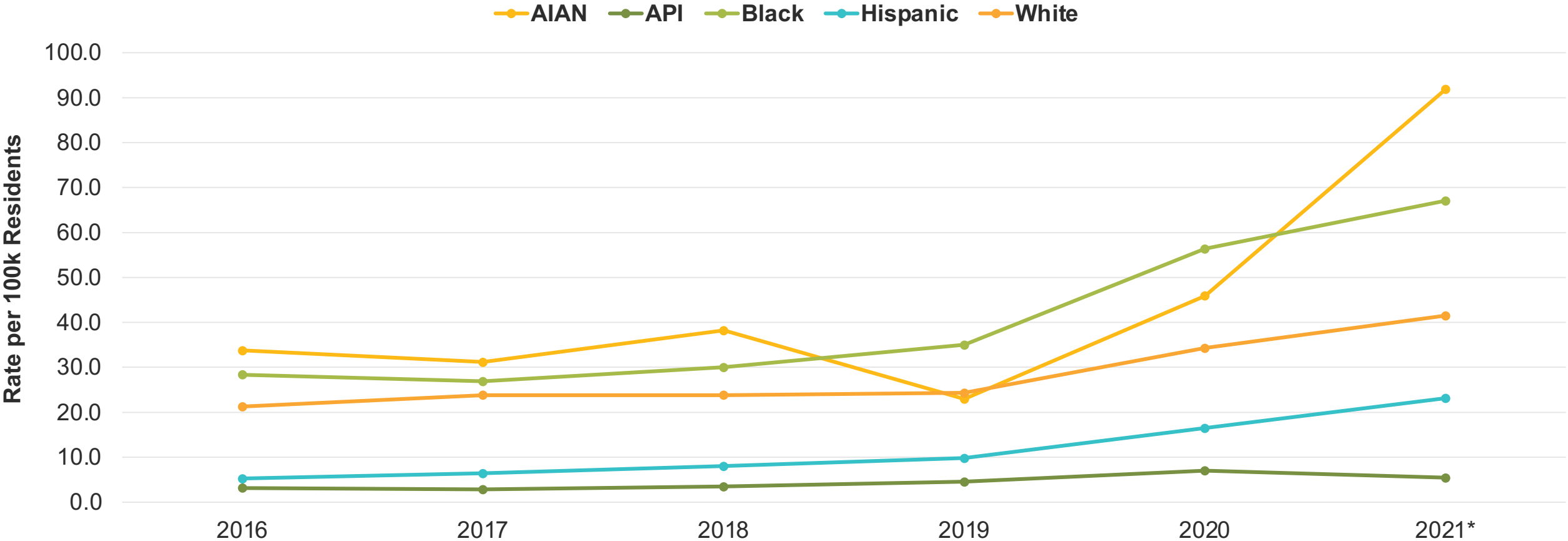
CEP: COMMUNITY PROFILES AND REPORTS



DRUG OVERDOSE DEATH RATES AMONG SAN DIEGO COUNTY RESIDENTS BY RACE/ETHNICITY, 2016-2021*



LIVE WELL
SAN DIEGO



Includes accidental, acute poisonings where drugs, any opioid, or fentanyl was a causative factor in death. Excludes deaths due to natural causes.
*2021 death data are preliminary - rates may change when pending cases are resolved.
NOTE: Rates and counts are suppressed for <5 deaths and include resident deaths that occurred within San Diego County only. See ME disclaimer for more information.
Source: County of San Diego, Department of the Medical Examiner (v. 6/2022); SANDAG 2020 Population Estimate (v. 9/2/2021)
Prepared by: County of San Diego, Behavioral Health Services, Clinical Director's Office, Population Health Unit. Date: 08/2022

COUNTY HARM REDUCTION STRATEGY



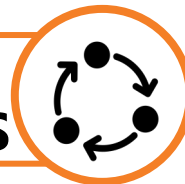
- Board action on January 26, 2021
- Multidisciplinary evidence with four strategic domains
- Each focus area is built on a roadmap of immediate, intermediate and long-term tactics

STRATEGIC DOMAINS

**CROSS-SECTORAL
CONVENING**



**HEALTHCARE
INTEGRATION & ACCESS**



HOUSING



WORKFORCE



RECENT HARM REDUCTION EFFORTS



- Cross-sectoral convening
 - Facilitate a dynamic response to changes in drugs use; unify the Prescription Drug Abuse Task Force and Meth Strike Force
- Healthcare integration & access
 - Expand the County's Naloxone Distribution Program; goal to distribute 33,000 naloxone kits by June 30, 2023
 - Develop a syringe service program action plan
- Housing
 - Implement Community Harm Reduction Teams; offer low-barrier harm reduction services, connections to behavioral health, and bridge housing
- Workforce
 - Enhance contracts with peer support specialist role and required harm reduction training
 - Assess challenges to behavioral health workforce and possible solutions

THANK YOU



LIVE WELL
SAN DIEGO